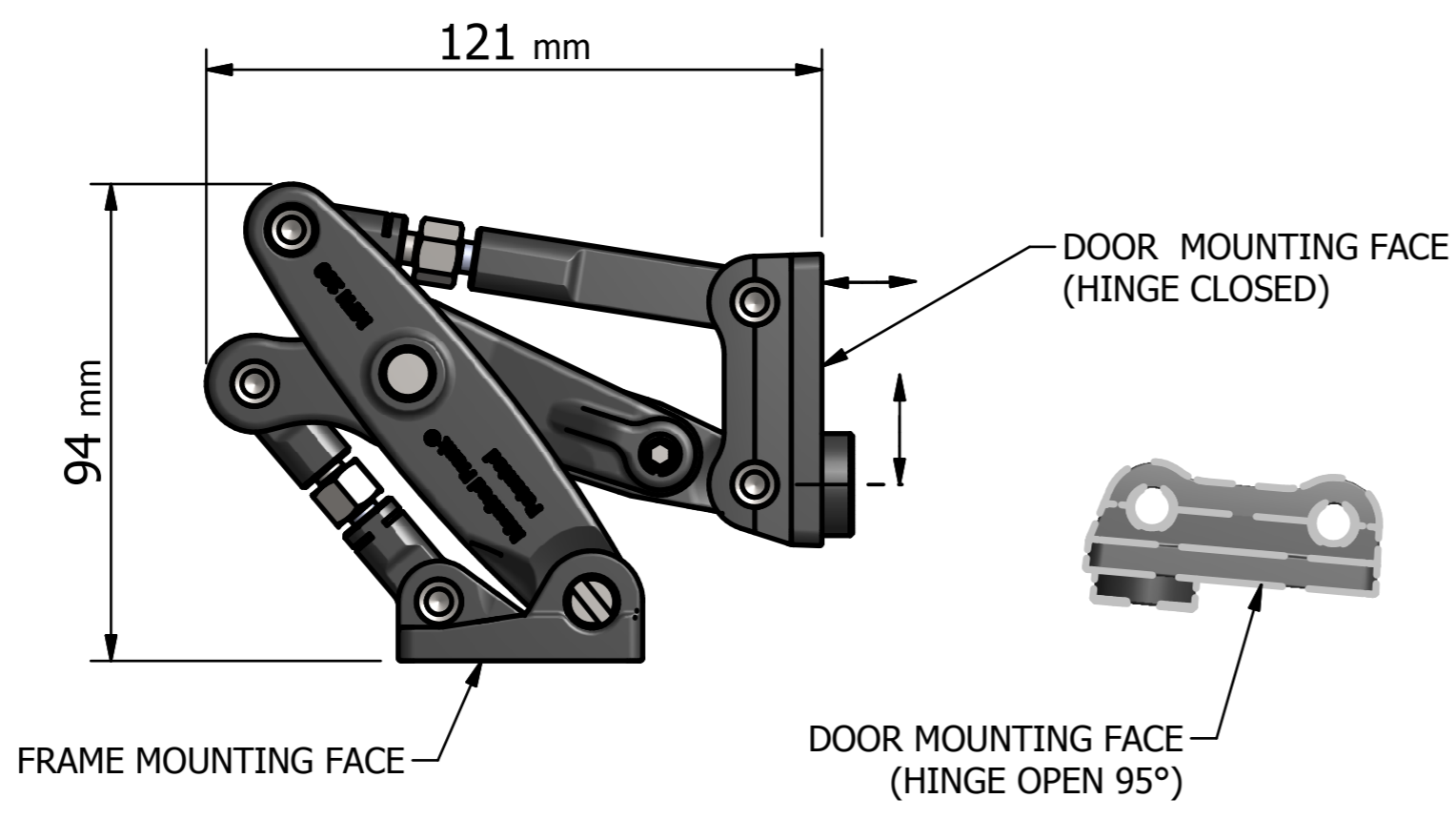
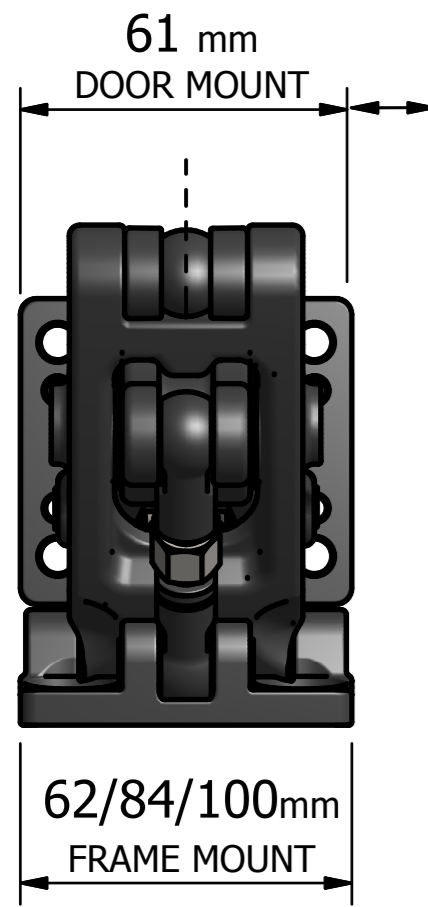


VARIETY OF DOOR MOUNTING PADS FOR INVISIBLE OR THROUGH PANELS FIXING TO GLASS / WOOD / METAL / GRP / STONE

TURNBUCKLE ADJUSTMENT 1
 VARIETY OF FRAME MOUNTING PADS TO SUIT HINGE LOADING



DESIGN FEATURES OF ANGUTEC® MFH100 HINGE:

1. **3 WAY ADJUSTMENT:** X, Y, Z ADJUSTMENT USING TURNBUCKLE 1, TURNBUCKLE 2 & JACKING ADJUSTOR TO ALIGN DOOR PANEL AFTER INSTALLATION WHILST FULLY LOADED
NO LOSS OF ADJUSTMENT GUARANTEE
2. **OPERATION:** OPENING ANGLE OF 95° USING 7 PIVOTS (CREATES THEORETICAL EXTERNAL ROTATION POINT)
3. **MATERIAL:** (GFK) COUPLED FIBER RE-INFORCED POLYMER ARMS & MOUNTING PADS
: STAINLESS STEEL T316 FASTENERS (TO GIVE POSITIVE TOOLS ENGAGEMENT)
 - MOUNTING FACES TOTALLY INERT TO GALVANIC CORROSION OF ALL METALS AND MATERIALS
 - RESISTANT TO ALL STANDARD CLEANING CHEMICALS
 - RESISTANT TO ULTRAVIOLET LIGHT
 - FLAME RETARDANT, SELF EXTINGUISHING, FREE FROM BOTH HALOGENS & RED PHOPHEROUS
 - GFK SPECIAL HIGH STRENGTH FORMULATION COMPOSITE DEVELOPED NEW FOR THIS PRODUCT
4. **COLOUR:** MATT BLACK OR LIGHT GREY AS STANDARD - SUITABLE FOR WHITE OR DARK PAINTED AREAS
5. **SURFACE FINISH:** INJECTION MOULDING SMOOTH (NO SHARP EDGES)
6. **HEAT RESISTANCE:** STRUCTURAL INTEGRITY UP TO 230°C
7. **LOAD CAPABILITY:** 2 HINGE INSTALLATION ON VERTICAL PANELS UP TO 100kg SWL
8. **DOOR PANEL SIZING:** UP TO 7m TALL & UP TO 2.3m WIDE x UP TO 25mm THICK @25kg/m²
UP TO 7m TALL & UP TO 3.5m WIDE x UP TO 50mm HOLLOW CORE @10kg/m²
9. **LIFE EXPECTANCY:** FULLY TESTED UP TO 200,000 CYCLES & MAINTENANCE FREE
10. **MOUNTING INTERFACE:** SELECTION OF DOOR MOUNTS FOR DIFFERENT MATERIAL TYPES AND BALL JOINTS FOR NON SQUARE OR NON FLAT FACES.
SELECTION OF FRAME MOUNTS FOR LOAD SPREADING
11. **RECYCLING:** FULLY RECYCLABLE, ADVANCED COMPOSITE MATERIAL TECHNOLOGY WITH STATE-OF-THE-ART CASTINGS USING LOW WASTAGE MANUFACTURING PROCESSES
12. **TAMPER PROOF EXTERNAL FASTENERS:** NEW COVER PREVENTS ACCESS TO THROUGH PANEL FASTENERS IN CLAMPING DISCS (E.G. GLASS) WHEN HINGE/PANEL IS IN CLOSED POSITION
13. **LIGHTWEIGHT:** 0.470kg WITHOUT ANY MOUNTING ACCESSORIES
14. **APPLICATIONS:** DESIGNED FOR VERTICAL EDGE HINGED DOORS OPENING 95° BUT ALSO SUITABLE FOR:
LOCKER DOORS WITH OR WITHOUT SEALS (METAL, GRP) FLAT, CONCAVE & CONVEX
DECK HATCHES WITH GUTTERS (GLASS, GRP, METAL)
WIND BREAKS (GLASS)
DROP DOWN CEILING ACCESS PANELS (GRP, PANEL BOARD)
CUSHIONED SEAT HATCHES
15. **INSTALLATION:** FULL SELECTION OF GLUEING AND CLAMPING PLATES TO COMPLETE INSTALLATION

PRODUCT DESCRIPTION FOR: **ANGUTEC® MFH100 HINGE**

1. THIS REVOLUTIONARY NEW HINGE HAS BEEN DESIGNED FOR APPLICATIONS:

- WHERE A CONCEALED OR HIDDEN HINGE IS REQUIRED FOR DOORS OR PANELS UP TO 100kg
- REQUIRED TO OPEN 90°-95°
- NEED TO OVERCOME 3 AXES ALIGNMENT PROBLEMS AFTER INITIAL INSTALLATION WITHOUT LOSS OF ADJUSTMENT
- BALL JOINTS ALLOW FOR NON SQUARE MOUNTING FACES

2. EMPLOY THE BEST AVAILABLE KNOWLEDGE (3 YEARS OF DEVELOPMENT):


- DESIGN SUPPORT FROM DESIGNERS EMPLOYED FOR PREVIOUS TEAM NEW ZEALAND RACING YACHTS USED IN AMERICAS CUP CHALLENGES
- DESIGN AND FACILITIES SUPPORT FROM AUCKLAND UNIVERSITY SCHOOL OF ENGINEERING
- CREATE HIGHEST STRENGTH FORMULATION OF COUPLED FIBRE REINFORCED POLYMER (SWITZERLAND)

3. EXPLOITE ALL OPPORTUNITES:

- LAUNCH A RANGE OF MOUNTING INTERFACES FOR DIFFERENT MATERIALS
- CATER FOR A RANGE OF DOOR THICKNESS UP TO 50mm

4. INVESTMENT IN TOOLING & MATERIALS:

- TO CONTROL QUALITY
- TO BE AN ATTRACTIVE PRICE TO MUTIPLE INDUSTRIES
- TEST EXTENSIVELY FOR MAXIMUM PRODUCT LIFE
- SELECTION OF MATERIAL WHICH CAN BE PRODUCED IN MULTIPLE COLOURS
- SELECTION OF MATERIAL WHICH IS LIGHTWEIGHT
- TESTED IN ALL ENVIRONMENTS
- RECYCLABLE MATERIAL - ZERO WASTAGE MANUFACTURING PROCESS



ANGUTEC®
© Manfred Frank Systems Limited
www.manfredfrank.com
ALL RIGHTS RESERVED

INSTALLATION EXAMPLES SUPPLIED BY
PE Marine Designz Ltd
www.pedesign.eu.com

